

CAF ACTION

WE ARE A DEVELOPMENT BANK COMMITTED TO IMPROVING THE QUALITY OF LIFE OF ALL LATIN AMERICANS AND CARIBBEANS. OUR ACTIONS PROMOTE SUSTAINABLE DEVELOPMENT AND THE INTEGRATION OF THE REGION. WE AIM TO BECOME THE REGION'S GREEN AND ECONOMIC REACTIVATION BANK.

We provide financial support and consulting services to both the public and private sectors in our shareholder countries. In addition, we generate knowledge to strengthen public policies in Latin America and the Caribbean in order to improve the quality and impact of projects that we promote.

2021 Highlights

CAF measures the contributions to development of its approved credit operations throughout the year, especially the investment projects and programs, corporate loans, and capital investments. Some of the main highlights from 2021 include:

1,1

million people traveling in new or improved sustainable modes of transport.

2,8

million people benefited by a new or improved drinking water and/or sewer system connection.

30

million people benefited by new telecommunications infrastructure.

304,060

students benefited by education projects.

30,000

benefited by new and/or rehabilitated irrigation infrastructure in vulnerable rural areas.

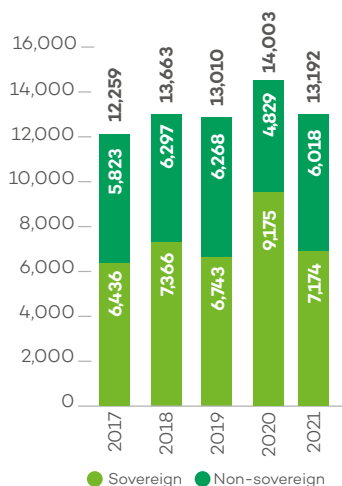
20%

of total CAF approvals are for green financing.

Operations

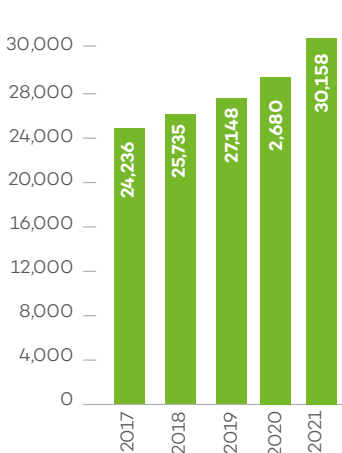
Approvals

(in USD millions)



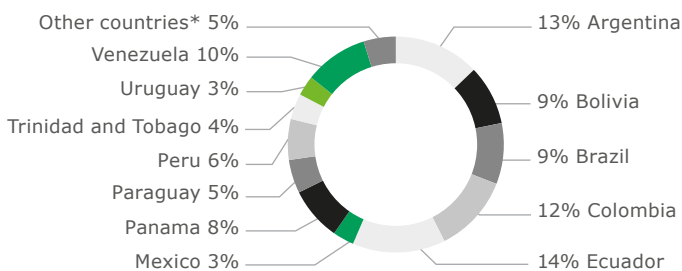
Portfolio¹

(in USD millions)



¹Includes loan portfolios, equity investments and guarantees.

Portfolio by country 2021



*Includes Barbados, Costa Rica, Chile, Spain, Portugal, Dominican Republic and multinational.

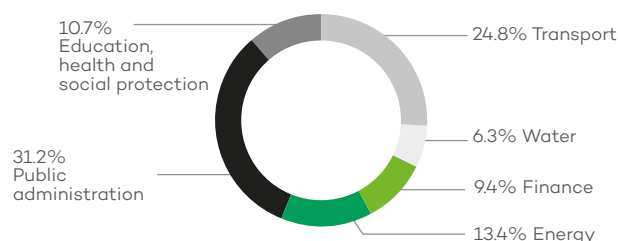
Financial statements summary

(in USD millions)

	2017	2018	2019	2020	2021
Assets	38,112	40,014	42,294	46,846	47,592
Liquid assets	12,712	13,035	13,876	14,721	16,118
Loan Portfolio ²	24,061	25,571	26,984	28,550	30,029
Other Assets, Net	1,339	1,408	1,433	3,574	1,446
Liabilities	26,990	28,151	29,497	33,851	34,293
Bonds	19,719	21,620	23,161	24,882	24,261
Short-term Loans	4,721	3,852	3,581	4,936	6,816
Medium and long-term loans	1,417	1,284	1,390	1,672	1,772
Other Liabilities, Net	1,133	1,395	1,364	2,360	1,444
Shareholders' Equity	11,122	11,863	12,797	12,995	13,300
Income	1,018	1,340	1,629	1,099	711
Interest	1,002	1,310	1,612	1,081	672
Other	16	30	18	18	39
Expenses	854	1,029	1,169	785	573
Interest	622	831	951	595	371
Administrative	150	158	155	149	157
Allowance for loan losses & other items	70	13	52	3	30
Other	12	27	11	38	14
Operating income	164	311	460	314	138

²Includes Loans and equity investments.

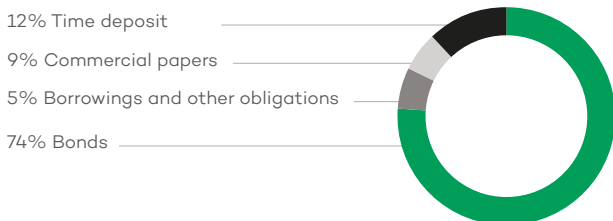
Investment and loan portfolio by economic sector 2021



Financing

CAF's financing strategy is based on the diversification of funding, mitigation of interest rate and currency risks, as well as obtaining competitive rates, all of which allow for an efficient intermediation of financial resources.

Sources of financing 12/31/2021



Since 1993, CAF has issued more than 250 bonds, raising more than USD 50 billion in the most important international capital markets in the United States, Europe, Asia, Oceania and several Latin American countries.

CAF also maintains a constant presence in short-term capital markets through commercial paper programs in the U.S. (USD 3 billion) and Europe (USD 3 billion).

Risk ratings

	Long-term	Short-term	Outlook
Fitch Ratings	A+	F1+	Positive
Japan Credit Rating Agency	AA	-	Stable
Moody's Investors Service	Aa3	P-1	Stable
Standard & Poor's	A+	A-1	Positive

CAF is one of the best rated Latin American issuers thanks to the following factors:

- Strong capitalization
- Excellent asset quality
- High level of liquidity
- Profitability and sustained growth
- Preferred creditor treatment
- Continuous support from shareholders
- Broad investor base

Capital composition 2021

(in USD millions)

Authorized capital	15,000
Subscribed and paid-in capital	5,436
Paid-in capital plus surplus	9,528
Total Equity ³	13,300

³Subscribed and paid-in capital, additional paid-in capital, reserves and retained earnings.